

# PF92370

## Submersible Thermoplastic Sump Pump

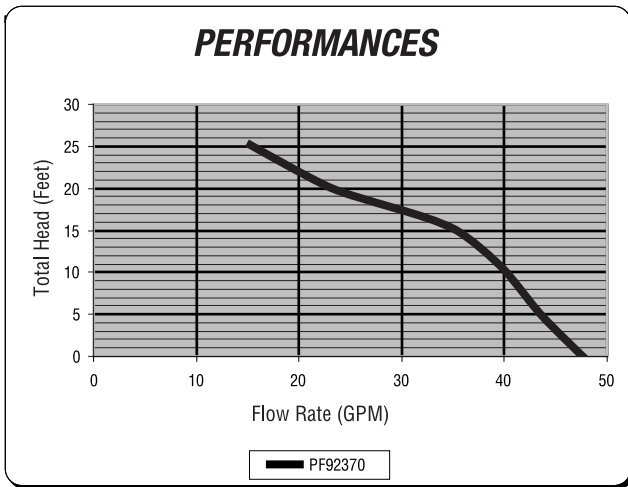


### Product Features

- 1/3 HP thermoplastic submersible sump pump with tethered float switch
- Submersible sump pump for typical residential and commercial applications
- Comes with 10' power cord
- 4.1 amps, 492 watts
- Maximum head of 25 feet
- Maximum flow rate of 48 gpm
- Permanent split capacitor motor
- Wide angle mechanical float switch, pump mounted
- 3450 RPM
- Liquid temperature range 32° - 120° F
- Discharge size 1-1/2" FNPT
- Handles 3/8" solids



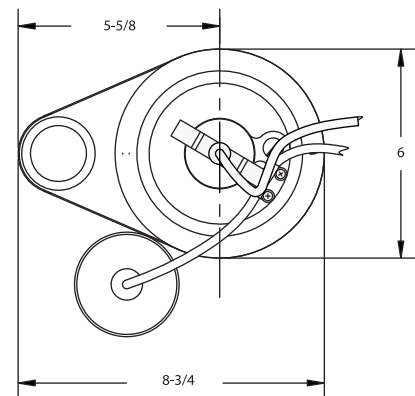
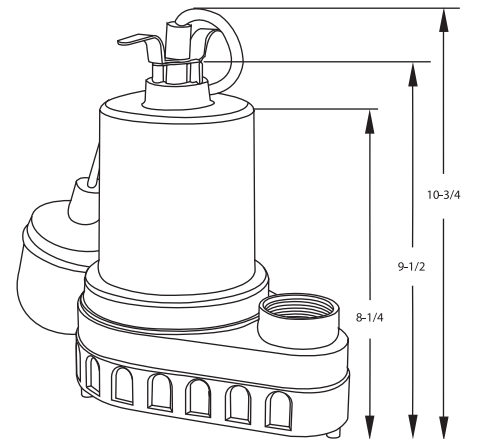
PF92370



Discharge Height	0'	5'	10'	15'	20'	25'
Gallons Per Minute	48	44	40	36	23	16
Gallons Per Hour	2880	2640	2400	2160	1380	960

### Warranty and Codes

These products come complete with installation, operating, care and maintenance instructions. This PROFLO product carries a 3-year limited warranty. In an effort to continually improve our products, FEI will make design changes from time to time. We reserve the right to ship newly designed product to fill any order unless we agree in writing to do otherwise.



### Construction

- Thermoplastic housing and base
- Thermoplastic impeller



Distributed Exclusively by Ferguson and Wolseley Canada