

PF92331

Submersible Cast Iron Sump Pump



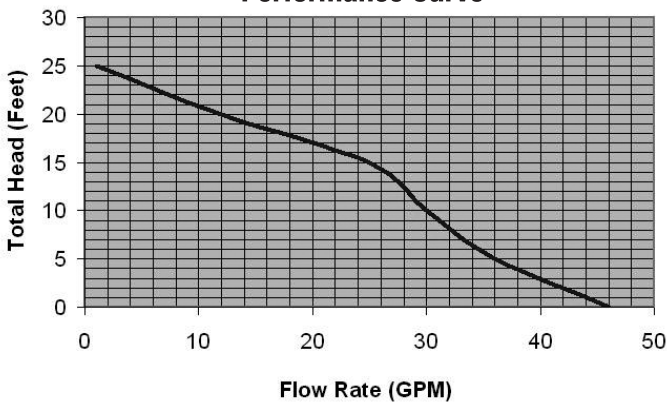
Product Features

- 1/3HP cast iron submersible sump pump with side discharge - tethered float
- Submersible sump pump for typical residential and commercial applications
- Comes with 10' power cord
- 4.1 amps, 492 watts
- Maximum head of 25 feet
- Maximum flow rate of 46 gpm
- Permanent split capacitor motor
- Wide Angle Mechanical Float Switch, Pump Mounted
- 1750 RPM
- Liquid temperature range 32° - 120° F
- Discharge size 1-1/2" FNPT
- Handles 3/8" solids



PF92331

Performance Curve



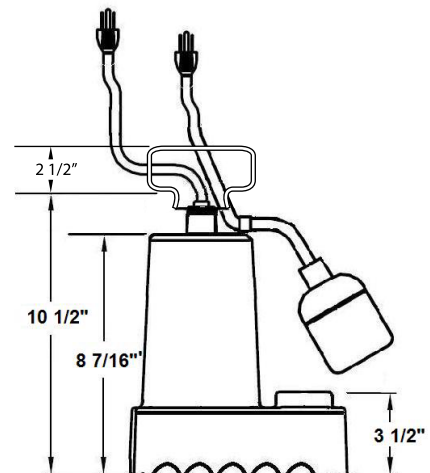
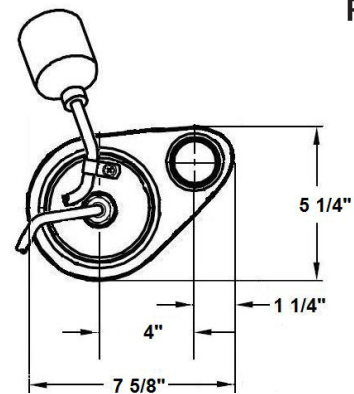
Discharge Height	0'	5'	10'	15'	20'	25'
Gallons per Minute	46	36	30	25	12	1
Gallons per Hour	2760	2160	1800	1500	720	60

Warranty and Codes

This product comes complete with installation, operating, care and maintenance instructions. In an effort to continually improve our products, we will make design changes from time to time. We reserve the right to ship newly designed products to fill any order

unless we agree in writing to do otherwise.

- Cast Iron Sump & Utility Pumps - 3-year limited warranty
- Thermoplastic Sump & Utility Pumps - 1-year limited warranty
- Sewage & Effluent Pumps - 1-year limited warranty



Construction

- Cast iron housing and base
- Stainless steel impeller

