

Maintenance Free Battery Instructions

The Basement Watchdog Maintenance Free Battery is compatible with most Basement Watchdog systems including the Basement Watchdog Emergency (BWE), Basement Watchdog Combination (CITE-33, DFK961), the newly updated version of the Basement Watchdog Special + (BWSP+) and Basement Watchdog Big Combination sump pump system (CITS-50, BW4000). Look for the "+" on the upper left hand corner of the BWSP+ control panel to ensure compatibility. This battery is maintenance free in that it does not require fluid or distilled water. Depending on the Basement Watchdog battery backup model and the inflow of water, this battery will keep your backup system pumping intermittently for days.

Please review the instruction manual of your Basement Watchdog sump pump system for additional safety instructions.

Connection Instructions

1. Place the battery in a protective battery box.
2. Unscrew each bolt and washer from the battery terminals.
3. Insert one bolt through the washer and then the NEGATIVE (-) ring terminal from the controller and screw it into the NEGATIVE (-) terminal of the battery.
4. Insert the other bolt through the washer and then the POSITIVE (+) ring terminal from the controller and screw it into the POSITIVE (+) terminal of the battery.
5. Attach the fluid sensor from the controller to the POSITIVE (+) battery terminal by placing the fluid sensor between the washer and the POSITIVE (+) ring terminal. This will silence the fluid alarm.
If the sensor is not attached the low fluid alarm will sound continuously.
6. Check to ensure all connections are snug.
7. Secure the battery box cover by slipping the tabs through the fittings on the front and back of the box.


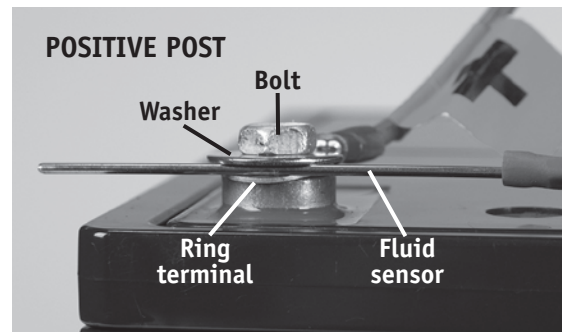

Maintenance

To help prolong the life of the battery please clean any corrosion off the ring lugs and battery posts.

- Use a stiff brush or sandpaper to clean battery terminals and ring lugs.
- DO NOT apply corrosion resisting sprays, gels or pads to the ring lugs or battery posts after you have cleaned them, this could prevent the battery from charging properly.

⚠ WARNING

- Never smoke or allow a spark or flame in the vicinity of the battery
- Be sure the area around the battery is well ventilated
- DO NOT drop a metal tool onto the battery. It might short circuit the battery and cause an explosion
- Remove personal metal items such as rings, bracelets, watches, etc. when working with the battery. A short circuit through one of these items can melt causing a severe burn
- ALWAYS remove the charger from the electrical outlet before connecting or disconnecting the battery cables
- Heavy Battery. Always use two hands when carrying the battery
- Battery posts and terminals contain lead, lead compounds or other chemicals known to the State of California to cause cancer, birth defects or other reproductive harm. Wash hands after handling. See <https://www.p65warnings.ca.gov/>



Glentronics, Inc.
645 Heathrow Drive
Lincolnshire, IL 60069

800.991.0466

www.basementwatchdog.com

Made in Vietnam

WARRANTY
One Year Free Replacement
(Receipt Required)



Please recycle old batteries. Do NOT place in trash. Take old batteries to a service or recycling center.

LIMITED WARRANTY

By opening this package and using this GLETRONICS, INC. product, you are agreeing to be bound by the terms of the GLETRONICS, INC. limited warranty ("warranty") as set out below. Do not use your product until you have read the terms of the warranty. If you do not agree to the terms of the warranty, do not use the product and return it within the return period stated on your purchase receipt from the retail store or authorized distributor where you purchased it for a refund.

To the extent permitted by law, this warranty and the remedies set forth are exclusive and in lieu of all other warranties, remedies and conditions, whether oral, written, statutory, express or implied. GLETRONICS, INC. disclaims all statutory and implied warranties, including without limitation, warranties of merchantability and fitness for a particular purpose and warranties against hidden or latent defects, to the extent permitted by law. GLETRONICS, INC. will not be liable for any incidental, special or consequential damages for breach of any express or implied warranties on this product. In so far as such warranties cannot be disclaimed, GLETRONICS, INC. limits the duration and remedies of such warranties to the duration of this express warranty and, AT GLETRONICS, INC.'s option, the repair or replacement services described below. Some states (countries and provinces) do not allow limitations on how long an implied warranty (or condition) may last, so the limitation described above may not apply to you.

Any and all causes of action arising from, filed as a result of or in reference to, this warranty or the products described under this warranty shall be governed by and construed under the laws of the State of Illinois. Any cause of action arising from, filed as a result of or in reference to, this warranty or the products described under this warranty shall be filed only in the Circuit Court of the 18th Judicial District, Lake County, Waukegan, Illinois, or in the Northern District of Illinois if filed in Federal Court. The maximum liability for any product described in this warranty shall be the cost of product replacement only.

If any term is held to be illegal or unenforceable, the legality or enforceability of the remaining terms shall not be affected or impaired.

What is Covered by this Warranty?

GLETRONICS, INC. warrants to the end purchaser that its pumps, switch and control unit products are free from defective materials and workmanship for the periods indicated below:

All parts and labor (excluding installation) for a period of:

- 1 year from date of purchase when used with a Basement Watchdog system

What is NOT Covered by this Warranty?

This warranty does not cover the cost or value of damaged property, including expressly any property that has been affected by water overflow, seepage or flooding. If GLETRONICS, INC. determines that a product is deemed defective under this warranty agreement, it will repair or replace the PRODUCT ONLY. GLETRONICS, INC. will not cover the cost to reinstall the product, nor will GLETRONICS, INC. pay the cost of having a plumber or contractor repair or replace the product.

GLETRONICS, INC. will not repair or replace a product that was installed incorrectly. A product shall be considered "installed incorrectly" when it deviates in any way from the instructions described in this manual.

This warranty does not cover product problems resulting from handling liquids hotter than 104 degrees Fahrenheit, handling inflammable liquids, solvents, strong chemicals or severe abrasive solutions; user abuse; misuse, neglect, improper maintenance, commercial or industrial use; improper connection or installation, damages caused by lightning strikes; excessive surges in AC line voltage; water damage to the controller; other acts of nature, or failure to operate in accordance with the enclosed written instructions.

How to Obtain Warranty Service

Within thirty (30) days of the product's defective performance, contact GLETRONICS, INC. customer service department for specific instructions. If contact is not made to GLETRONICS, INC. customer service department within thirty (30) days of the product's defective performance it will not be considered for warranty service. The product may be required to be returned to GLETRONICS, INC. for inspection in order to be considered for warranty service. DO NOT return the product to GLETRONICS, INC. unless instructed by GLETRONICS, INC. customer service. If the product is not returned to GLETRONICS, INC. or the product is inspected by any person, plumber, contractor or business other than GLETRONICS, INC., this warranty shall no longer be valid. Products received after one (1) year from the date of purchase, fall outside of the timeframe for warranty service and will not be eligible for warranty service. Prior to defective operation, the unit must not have been previously altered, repaired or serviced by anyone other than GLETRONICS, INC., or its agent; the serial number on the unit must not have been altered or removed; the unit must not have been subject to accident, misuse, abuse or operated contrary to the instructions contained in the accompanying manual. The dealer's dated bill of sale, or installer's invoice must be retained as evidence of the date of purchase and to establish warranty eligibility.

Where are Products Sent for Warranty Service?

Glentronics, Inc., 645 Heathrow Drive, Lincolnshire, IL 60069

How Can I Obtain More Information?

By calling 800-991-0466.