

PFTG92352P

Submersible Cast Iron Sump Pump with Base, Check Valve & Discharge Pipe

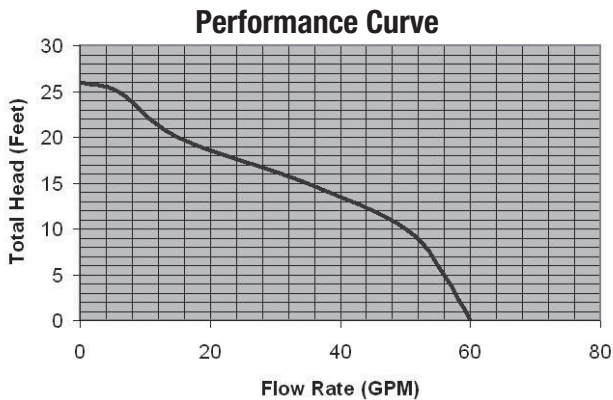


Product Features

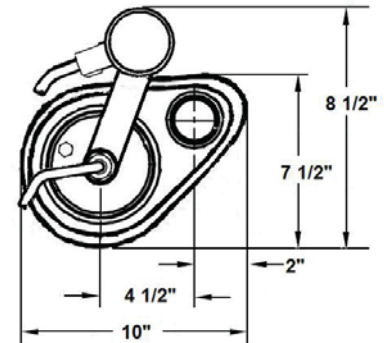
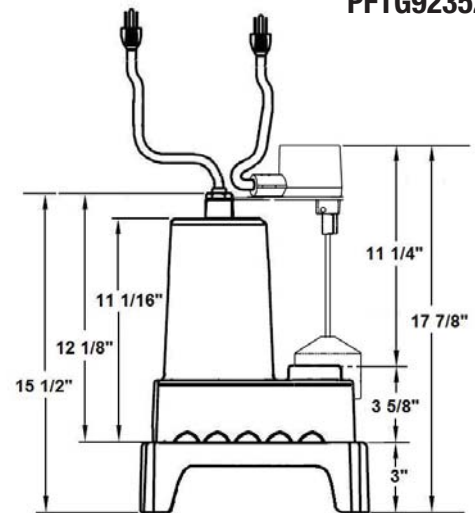
- 1/3 HP cast iron submersible sump pump with side discharge - vertical float
- Submersible sump pump for typical residential and commercial applications
- Comes with 10' power cord
- 7.6 amps, 912 watts
- Maximum head of 25 feet
- Maximum flow rate of 60 gpm
- Permanent split capacitor motor
- SJE Rhombus vertical float switch
- 1750 RPM
- Liquid temperature range 32° - 120° F
- Discharge size 1-1/2" FNPT
- Handles 1/2" solids
- Comes complete with pump, base, check valve & PVC discharge pipe



PFTG92352P



Discharge Height	0'	5'	10'	15'	20'	25'
Gallons per Minute	60	56	50	35	15	6
Gallons per Hour	3600	3360	3000	2100	900	360



Warranty and Codes

This product comes complete with installation, operating, care and maintenance instructions. This PROFLO pump carries a 5-year limited warranty. In an effort to continually improve our products, we will make design changes from time to time. We reserve the right to ship newly designed products to fill any order unless we agree in writing to do otherwise.

Construction

- Cast iron construction with 3" plastic base
- Glass reinforced nylon impeller

