

MODEL 404

"Short Profile" Drain Pump

Liberty Pumps®
A Family and Employee Owned Company

1/3 hp 3/8" Solids Handling

Featuring QuickTree® technology for easy switch access!


Features

- Factory pre-assembled, ready to install
- Fully automatic operation
- Short profile design for compact areas – only 11" tall
- Separate access cover for easy switch inspection (QuickTree®)
- Integrally molded rubber gasket for a superior gas-tight seal
- Standard alarm and Wi-Fi alarmed models available

Applications

- Bar sinks
- Laundry trays
- Dehumidifiers
- Utility sinks
- Gray wastewater drainage below gravity lines

Short Profile!
Only 11" Tall



NEW!

NightEye®
Wireless Enabled
Models Available



innovate. evolve.

Model 404

Features

- Compact design for tight areas
- Factory pre-assembled
- Fully automatic operation
- QuickTree® technology allows quick inspection and removal of float switch without disconnecting the plumbing
- Integrally molded rubber gaskets for a superior gas-tight seal
- Oil-filled, hermetically sealed motor with thermal-overload protection; 10', 3-wire power cord with grounded plug
- Corrosion-resistant polyolefin basin with molded-in connections
- Maintenance free, permanently lubricated sealed bearings
- 3/8" Solids handling

Maximum fluid temperature 104°F continuous duty, 140°F intermittent duty. Not intended for use with chemicals.

Motor Specifications

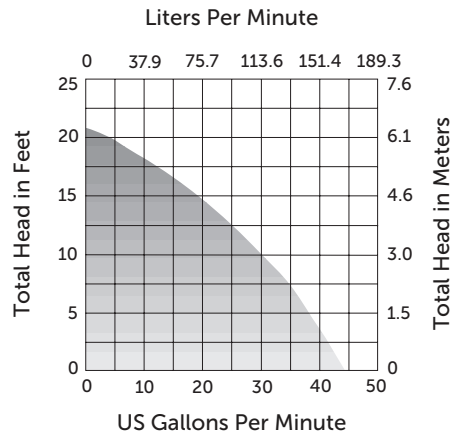
1/3 hp 115V 5.2A 60 Hz 3450 RPM
Oil-Filled, Thermally Protected

Dimensional Data

Weight: 13 lbs
Height: 11-1/8"
Major Width: 13-3/4"
Total Basin Capacity: 4.3 gallons

Performance Curve


60 Hz, 3450 RPM



| MODEL | HP | VOLTS | DISCHARGE INLET & VENT | STANDARD ALARM | NightEye® Wi-Fi ALARM | CHECK VALVE INCLUDED |
|-------------|-----|-------|------------------------|----------------|-----------------------|----------------------|
| 404 | 1/3 | 115 | 1-1/2" | | | |
| 404CV | 1/3 | 115 | 1-1/2" | | | X |
| 404/A | 1/3 | 115 | 1-1/2" | X | | |
| 404CV/A | 1/3 | 115 | 1-1/2" | X | | X |
| 404/A-EYE | 1/3 | 115 | 1-1/2" | | X | |
| 404CV/A-EYE | 1/3 | 115 | 1-1/2" | | X | X |
| 404L | 1/3 | 115 | 2" | | | |

Alarmed models come with factory mounted alarm float in system. No assembly required. See alarm literature for ALM-2 standard alarm or NightEye® Wi-Fi alarm for complete alarm specifications.

404CV models are CSA certified to the UPC and IPC requirements of ASME A112.3.4 / CSA B45.9



QuickTree® technology allows easy removal of float switch without disconnecting plumbing or pulling the pump.
Heavy-duty integrally molded rubber gasket provides a superior seal. Meets 10' stack test requirements.