

450-SERIES

Submersible Sump Pumps

Liberty Pumps®

A Family and Employee Owned Company

1/2 hp
1-1/2" Discharge
3/8" Solids Handling

Features

- Vortex impeller permits passage of solids without clogging
- Polypropylene and powder coated aluminum construction
- Stainless-steel rotor shaft
- Non-corrosive stainless-steel fasteners
- Oil-filled, hermetically sealed motors with thermal overload protection
- Permanently lubricated upper and lower bearings
- Quick-connect 10' standard power cord allows replacement of cord in seconds without breaking seals to motor. (25' length optional)

Deep finned powder coated aluminum motor housing provides over 200% more cooling capacity than cast iron housings!



Model 457 VMF



Models

- 450** Manual
- 451** Mercury-free wide-angle float switch, integrally wired, with Quick-connect feature
- 453** Mercury-free wide-angle float switch, with series plug
- 437** VMF, Vertical Magnetic Float switch



innovate. evolve.

450-Series

Impeller

Vortex style high temp engineered thermoplastic

Finishing

Powder coat

Max Fluid Temperature

140°F (60°C) Intermittent
104°F (40°C) Continuous duty

Power Cord Type

SJTW Quick-connect 10' standard (25' length optional). For 25' optional cord length, add a "-2" suffix to model number. Example: 451-2 for Model 451 with 25' cord

Motor Housing

Aluminum

Shaft

Stainless

Hardware

Stainless

Mechanical Shaft Seal

Engineered double lip seal with stainless-steel springs

Bearings

Permanently lubricated upper and lower ball bearings

Motor Specifications

1/2hp 115V 7.5A

Oil-filled; Thermally protected

Dimensional Data

Weight: 12.5 lbs

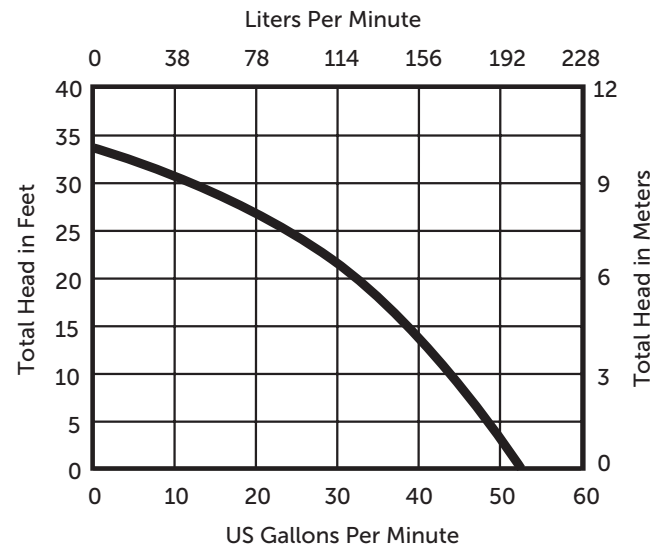
Height: 12.5"

Major Width: 9.6"

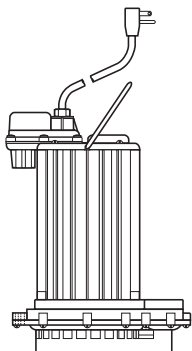
Minimum Sump Diameter: 14" (10" on Model 457)

Performance Curve

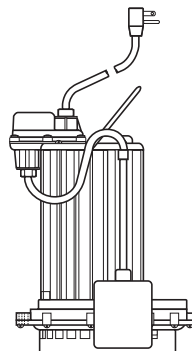
60 Hz, 3450 RPM



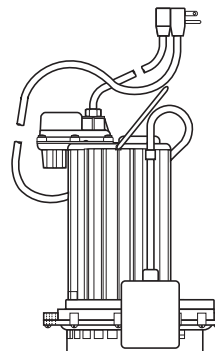
Effluent Models



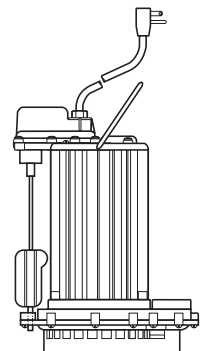
Model 450
Manual, no float switch



Model 451
Quick-connect wide-angle float switch



Model 453
Wide-angle float switch with series (piggyback) plug allows for manual operation of pump



Model 457 VMF
VMF, magnetically operated vertical float switch - operates in a 10" diameter sump